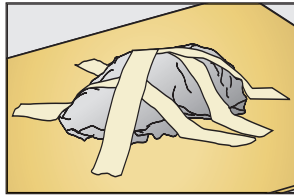



HEAT TOOL

RG5162

FOUR EASY STEPS TO FORM HILLS, MOUNDS AND VALLEYS




Create a hill with newspaper wads.



Place ReadyGrass Vinyl Mat over newspaper wads.



Wear the Forming Glove provided and form the mat using the Heat Tool.



Trim and add hill to your layout.

Contents:

- **Heat Tool** - durable, lightweight plastic construction with nozzle heat guard
- **Forming Glove** - ambidextrous and provides protection from heated mat while forming

Instructions enclosed.



WARNING: This heat gun is not a toy! Keep away from children and use extreme caution. The heat generated by the gun is capable of causing serious injury. Do not use near or immerse in water.

CAUTION: Nozzle heat exceeds 400°F (204°C). DO NOT USE AS A HAIR DRYER.



WOODLAND SCENICS®
P.O. Box 98, Linn Creek, MO 65052
www.woodlandscenics.com