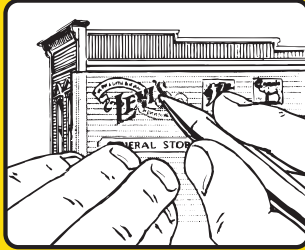


DRY TRANSFER DECALS


Woodland Scenics® Dry Transfer Decals apply easily in seconds to smooth or textured surfaces and add realism to any layout.

Bring authenticity to your layout, using our signs, posters, lettering, stripes and railroad Dry Transfer Decals.


APPLIES QUICKLY • EASY TO USE



1. Position and rub decal with Woodland Scenics Burnisher (DT600) or dull pencil.



2. Carefully lift away carrier sheet.



3. Place backing paper over decal and burnish again.



4. Finished decal conforms to texture.

WOODLAND SCENICS®

P.O. Box 98, Linn Creek, MO 65052 • www.woodlandscenics.com

Scale Model Material

Product of The Netherlands

X3

©1990 OCO